



ASBK.COM.AU f t i y

Round 6 : Winton Motor Raceway : September 7 - 9

KAWASAKI AUSTRALIAN SUPERSPORT CHAMPIONSHIP

Race 2

Date: 09/09/18
 Event: R11
 Weather: Partly cloudy - Temp: 15.1C
 Track: Dry - Temp: 24.2C

Started at: 13:21:21
 Laps: 13
 Starters: 14
 Printed at: 13:46

PROVISIONAL CLASSIFICATION

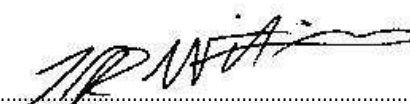
Pos	No	Name	Machine	Laps	Race Time	Behind	Fastest Lap	On Lap	Top Speed
1	23	Cru HALLIDAY (NSW) / Yamaha Racing Team	Yamaha YZF-R6	13	18:16.063		1:23.443	6	217
2	7	Tom TOPARIS (NSW) / Cube Racing / Leda Nutrition / Australian Outdoor Living / Motul / Pirelli	Kawasaki ZX6R	13	18:17.266	1.203	1:23.345	6	215
3	41	Max CROKER (NSW) / Mat Mladin Mladin Racing / Suzuki Aust. / AGV Sport / Nolan / Motorex Aus	Suzuki GSX-R	13	18:18.912	2.849	1:23.601	5	219
4	27	Nic LIMINTON (SA)	Yamaha YZF-R6	13	18:20.500	4.437	1:23.721	6	216
5	12	Broc PEARSON (QLD) / Yamaha Aust. / World Gym / 1800 Approved / City2Surf Locksmiths / Motul	Yamaha YZF-R6	13	18:24.300	8.237	1:23.946	7	217
6	47	Giuseppe SCARCELLA (NSW) / Kawasaki BCperformance / Kawasaki Motors Aust. / Landscapesupplies.com.au	Kawasaki ZX6R	13	18:38.974	22.911	1:25.158	3	211
7	61	Rhys BELLING (VIC) / LXI Racing / Yamaha / YRD / Skip2Beat / The Grinning Dingo	Yamaha YZF-R6	13	18:42.110	26.047	1:25.057	11	213
8	39	Scott NICHOLSON (VIC) / NextGen Motorsports / Williams Engineering	Suzuki GSX-R	13	18:44.073	28.010	1:25.030	9	218
9	22	Zac JOHNSON (VIC) / Rebuilder / Ausfleet / Savy Civil	Yamaha YZF-R6	13	18:44.125	28.062	1:24.927	12	219
10	42	Jack PASSFIELD (NSW) / Stay Upright Rider Training / GASD Suspension / Dmoto / Pirelli / KYT	Yamaha YZF-R6	13	18:45.819	29.756	1:25.514	8	217
11	52	Ryan TAYLOR (VIC) / Areden Homes / Pablo's M-cycle Tyres / YRD / RTR	Yamaha YZF-R6	13	18:49.568	33.505	1:25.747	8	216
12	86	Dallas SKEER (SA) / Barry Francis M-cycles / Ron Angel Classic Racing / Penrite Oils / Suspensions R Us	Suzuki GSX-R	13	18:51.824	35.761	1:26.274	7	220
13	851	Ty LYNCH (SA) / Adelaide M-cycle Recovery / Australian Outdoor Living / A Plus Diesel & Electrical	Yamaha YZF-R6	13	18:53.395	37.332	1:26.067	6	216
DNF	20	Damon REES (NZ) / Carl Cox M-sport / Mondiale Freight / Tony Rees M-cycles / Signedge / Pirelli	Honda CBR RR	9	12:43.461	4 Laps	1:23.767	7	215

Fastest Lap was 1:23.345 by Tom TOPARIS (NSW)

Current race lap record for SS class - 1:22.806 by Ted COLLINS (VIC) on a Suzuki GSX-R set on 30/04/17

The results are provisional until the end of the time limit for protests and appeals.


 Chief Time Keeper - Scott Laing


 Clerk of Course - Tom Williams



www.computime.com.au
 COMPUTIME RACE TIMING SYSTEMS PTY LTD





ASBK.COM.AU f t i y

Round 6 : Winton Motor Raceway : September 7 - 9

KAWASAKI AUSTRALIAN SUPERSPORT CHAMPIONSHIP

Race 2

Date: 09/09/18
 Event: R11
 Weather: Partly cloudy - Temp: 15.1C
 Track: Dry - Temp: 24.2C

Started at: 13:21:21
 Laps: 13
 Starters: 14
 Printed at: 13:46

PROVISIONAL LAP TIMES

No	Name	Lap 1	Lap 2	Lap 3	Lap 4	Lap 5	Lap 6	Lap 7	Lap 8	Lap 9	Lap 10	Lap 11	Lap 12	Lap 13
7	Tom TOPARIS (NSW)	1:29.377	1:24.734	1:24.062	1:23.727	1:23.750	1:23.345	1:24.024	1:24.210	1:23.565	1:23.899	1:23.951	1:23.983	1:24.639
12	Broc PEARSON (QLD)	1:30.939	1:25.003	1:24.684	1:24.716	1:24.644	1:24.114	1:23.946	1:23.977	1:24.243	1:24.123	1:24.227	1:24.078	1:25.606
20	Damon REES (NZ)	1:30.815	1:24.463	1:24.370	1:24.203	1:23.992	1:23.909	1:23.767	1:23.937	1:24.005				
22	Zac JOHNSON (VIC)	1:33.523	1:26.448	1:26.499	1:26.242	1:26.058	1:26.458	1:26.671	1:25.792	1:25.462	1:25.134	1:25.127	1:24.927	1:25.784
23	Cru HALLIDAY (NSW)	1:29.511	1:24.364	1:23.993	1:23.738	1:23.535	1:23.443	1:23.653	1:23.717	1:23.876	1:23.520	1:23.482	1:24.188	1:25.043
27	Nic LIMINTON (SA)	1:30.488	1:24.516	1:24.403	1:24.080	1:24.105	1:23.721	1:23.901	1:24.025	1:23.945	1:24.667	1:24.123	1:24.097	1:24.429
39	Scott NICHOLSON (VIC)	1:33.389	1:26.500	1:26.439	1:26.652	1:26.100	1:26.538	1:26.201	1:25.266	1:25.030	1:25.530	1:25.197	1:25.342	1:25.889
41	Max CROKER (NSW)	1:29.739	1:24.663	1:23.961	1:23.833	1:23.601	1:24.223	1:24.265	1:23.949	1:24.087	1:24.378	1:24.479	1:24.064	1:23.670
42	Jack PASSFIELD (NSW)	1:32.471	1:26.569	1:26.555	1:26.425	1:26.688	1:26.106	1:25.738	1:25.514	1:25.549	1:26.244	1:26.035	1:25.877	1:26.048
47	Giuseppe SCARCELLA (NSW)	1:31.530	1:25.170	1:25.158	1:25.330	1:25.686	1:25.781	1:25.948	1:25.637	1:25.594	1:25.735	1:25.610	1:25.772	1:26.023
52	Ryan TAYLOR (VIC)	1:32.534	1:26.741	1:26.514	1:26.738	1:26.395	1:26.241	1:26.348	1:25.747	1:26.299	1:26.340	1:26.218	1:25.775	1:27.678
61	Rhys BELLING (VIC)	1:32.947	1:26.728	1:26.469	1:26.205	1:25.775	1:25.906	1:25.842	1:25.532	1:25.139	1:25.221	1:25.057	1:25.086	1:26.203
86	Dallas SKEER (SA)	1:34.140	1:26.631	1:26.440	1:26.492	1:26.311	1:26.296	1:26.274	1:26.426	1:26.276	1:26.790	1:26.467	1:26.760	1:26.521
851	Ty LYNCH (SA)	1:34.379	1:27.060	1:26.427	1:26.334	1:26.283	1:26.067	1:26.655	1:26.091	1:26.591	1:26.598	1:26.414	1:27.043	1:27.453

The results are provisional until the end of the time limit for protests and appeals.

Scott Laing

Chief Time Keeper - Scott Laing

Tom Williams

Clerk of Course - Tom Williams



www.computime.com.au
 COMPUTIME RACE TIMING SYSTEMS PTY LTD





ASBK.COM.AU f t i y

Round 6 : Winton Motor Raceway : September 7 - 9

KAWASAKI AUSTRALIAN SUPERSPORT CHAMPIONSHIP

Race 2

Date: 09/09/18
 Event: R11
 Weather: Partly cloudy - Temp: 15.1C
 Track: Dry - Temp: 24.2C

Started at: 13:21:21
 Laps: 13
 Starters: 14
 Printed at: 13:46

PROVISIONAL SPLIT TIMES

Lap	Split 1	Split 2	Split 3	Split 4	Lap Time	Spd	Lap	Split 1	Split 2	Split 3	Split 4	Lap Time	Spd
7 Tom TOPARIS (NSW) (2nd)							7	<u>11.548</u>	14.213	<u>30.149</u>	27.857	<u>1:23.767</u>	213
1	16.192	14.664	30.531	27.990	1:29.377	63	8	11.568	14.186	30.472	<u>27.711</u>	1:23.937	215
2	11.743	14.237	30.642	28.112	1:24.734	212	9	11.589	<u>14.141</u>	30.531	27.744	1:24.005	215
3	11.688	14.277	30.405	27.692	1:24.062	215	22 Zac JOHNSON (VIC) (9th)						
4	11.646	14.206	30.367	27.508	1:23.727	215	1	17.923	15.120	31.506	28.974	1:33.523	85
5	11.679	14.107	<u>30.297</u>	27.667	1:23.750	215	2	12.150	14.795	31.103	28.400	1:26.448	216
6	11.573	<u>13.980</u>	30.318	<u>27.474</u>	<u>1:23.345</u>	214	3	12.087	14.377	31.665	28.370	1:26.499	219
7	11.558	14.032	30.375	28.059	1:24.024	215	4	11.946	14.482	31.487	28.327	1:26.242	219
8	11.590	14.529	30.374	27.717	1:24.210	213	5	11.799	14.604	31.184	28.471	1:26.058	217
9	11.581	14.046	30.451	27.487	1:23.565	213	6	11.908	14.564	31.217	28.769	1:26.458	216
10	11.523	14.320	30.459	27.597	1:23.899	214	7	12.182	14.359	31.693	28.437	1:26.671	217
11	<u>11.516</u>	14.145	30.623	27.667	1:23.951	213	8	11.971	14.383	31.169	28.269	1:25.792	214
12	11.558	14.295	30.432	27.698	1:23.983	214	9	11.725	14.321	31.198	28.218	1:25.462	215
13	11.566	14.379	30.729	27.965	1:24.639	213	10	11.964	14.452	30.967	<u>27.751</u>	1:25.134	212
12 Broc PEARSON (QLD) (5th)							11	<u>11.612</u>	14.532	<u>30.647</u>	28.336	1:25.127	216
1	16.759	14.777	31.425	27.978	1:30.939	79	12	11.660	<u>14.298</u>	31.084	27.885	<u>1:24.927</u>	214
2	11.952	14.318	30.760	27.973	1:25.003	217	13	11.872	14.380	30.974	28.558	1:25.784	214
3	11.749	14.297	30.726	27.912	1:24.684	215	23 Cru HALLIDAY (NSW) (1st)						
4	11.858	14.319	30.507	28.032	1:24.716	215	1	16.179	14.813	30.670	27.849	1:29.511	60
5	11.809	14.380	30.524	27.931	1:24.644	213	2	11.787	14.184	30.595	27.798	1:24.364	217
6	<u>11.664</u>	14.221	30.497	27.732	1:24.114	213	3	11.763	14.272	30.378	27.580	1:23.993	214
7	11.719	14.248	<u>30.244</u>	27.735	<u>1:23.946</u>	214	4	11.734	14.096	30.245	27.663	1:23.738	214
8	11.727	14.183	30.277	27.790	1:23.977	213	5	11.706	14.152	30.088	27.589	1:23.535	214
9	11.786	<u>14.142</u>	30.370	27.945	1:24.243	215	6	11.676	<u>14.081</u>	30.138	27.548	<u>1:23.443</u>	214
10	11.732	14.179	30.490	<u>27.722</u>	1:24.123	215	7	11.615	14.292	30.251	<u>27.495</u>	1:23.653	214
11	11.741	14.242	30.331	27.913	1:24.227	215	8	11.611	14.257	30.217	27.632	1:23.717	215
12	11.701	14.257	30.319	27.801	1:24.078	213	9	11.654	14.309	30.325	27.588	1:23.876	214
13	11.779	14.359	31.164	28.304	1:25.606	214	10	11.677	14.240	<u>30.013</u>	27.590	1:23.520	215
20 Damon REES (NZ) (DNF)							11	<u>11.583</u>	14.145	30.135	27.619	1:23.482	215
1	16.742	14.633	31.161	28.279	1:30.815	76	12	11.679	14.317	30.366	27.826	1:24.188	215
2	11.817	14.264	30.460	27.922	1:24.463	215	13	11.937	14.283	30.569	28.254	1:25.043	214
3	11.718	14.258	30.511	27.883	1:24.370	214	27 Nic LIMINTON (SA) (4th)						
4	11.667	14.253	30.423	27.860	1:24.203	215	1	16.617	14.592	31.209	28.070	1:30.488	69
5	11.580	14.200	30.404	27.808	1:23.992	213	2	11.815	14.285	30.578	27.838	1:24.516	215
6	11.607	14.241	30.305	27.756	1:23.909	213							

Scott Laing

Chief Time Keeper - Scott Laing

Tom Williams

Clerk of Course - Tom Williams



www.computime.com.au
 COMPUTIME RACE TIMING SYSTEMS PTY LTD





ASBK.COM.AU f t i y

Round 6 : Winton Motor Raceway : September 7 - 9

KAWASAKI AUSTRALIAN SUPERSPORT CHAMPIONSHIP

Race 2

Date: 09/09/18
 Event: R11
 Weather: Partly cloudy - Temp: 15.1C
 Track: Dry - Temp: 24.2C

Started at: 13:21:21
 Laps: 13
 Starters: 14
 Printed at: 13:46

PROVISIONAL SPLIT TIMES

Lap	Split 1	Split 2	Split 3	Split 4	Lap Time	Spd	Lap	Split 1	Split 2	Split 3	Split 4	Lap Time	Spd
3	11.615	14.314	30.574	27.900	1:24.403	216	10	11.713	14.337	30.612	27.716	1:24.378	217
4	11.622	14.251	30.525	27.682	1:24.080	214	11	11.741	14.233	30.747	27.758	1:24.479	216
5	11.648	14.182	30.396	27.879	1:24.105	214	12	11.733	14.191	30.589	27.551	1:24.064	216
6	11.574	14.216	30.178	27.753	1:23.721	214	13	11.676	14.098	30.340	27.556	1:23.670	216
7	11.639	14.219	30.321	27.722	1:23.901	214							
8	11.623	14.279	30.427	27.696	1:24.025	215	42 Jack PASSFIELD (NSW) (10th)						
9	11.577	14.245	30.502	27.621	1:23.945	215	1	17.072	15.043	31.718	28.638	1:32.471	106
10	11.609	14.357	30.968	27.733	1:24.667	216	2	12.056	14.578	31.446	28.489	1:26.569	216
11	11.653	14.286	30.477	27.707	1:24.123	215	3	12.032	14.671	31.440	28.412	1:26.555	213
12	11.563	14.349	30.474	27.711	1:24.097	216	4	12.043	14.521	31.357	28.504	1:26.425	214
13	11.479	14.244	30.391	28.315	1:24.429	215	5	12.025	14.574	31.596	28.493	1:26.688	213
							6	11.924	14.547	31.213	28.422	1:26.106	215
39 Scott NICHOLSON (VIC) (8th)							7	12.061	14.486	31.017	28.174	1:25.738	214
1	17.862	15.217	31.681	28.629	1:33.389	100	8	11.978	14.422	31.080	28.034	1:25.514	214
2	12.209	14.763	31.156	28.372	1:26.500	213	9	12.072	14.336	31.070	28.071	1:25.549	213
3	11.964	14.571	31.633	28.271	1:26.439	216	10	11.914	14.447	31.216	28.667	1:26.244	214
4	12.010	14.509	31.370	28.763	1:26.652	218	11	11.967	14.638	31.229	28.201	1:26.035	214
5	11.871	14.507	31.603	28.119	1:26.100	217	12	11.984	14.416	31.249	28.228	1:25.877	217
6	12.186	14.454	31.494	28.404	1:26.538	218	13	11.848	14.600	31.369	28.231	1:26.048	216
7	12.001	14.463	31.140	28.597	1:26.201	215							
8	11.791	14.371	31.097	28.007	1:25.266	215	47 Giuseppe SCARCELLA (NSW) (6th)						
9	11.848	14.314	30.801	28.067	1:25.030	214	1	16.847	14.912	31.284	28.487	1:31.530	91
10	11.895	14.302	31.077	28.256	1:25.530	215	2	11.884	14.402	30.775	28.109	1:25.170	211
11	11.869	14.327	30.958	28.043	1:25.197	214	3	11.903	14.393	30.780	28.082	1:25.158	210
12	11.941	14.383	30.891	28.127	1:25.342	213	4	11.996	14.398	30.718	28.218	1:25.330	210
13	11.875	14.467	30.928	28.619	1:25.889	213	5	11.848	14.433	31.125	28.280	1:25.686	210
							6	11.856	14.406	31.203	28.316	1:25.781	209
41 Max CROKER (NSW) (3rd)							7	11.848	14.513	31.301	28.286	1:25.948	209
1	16.311	14.758	30.926	27.744	1:29.739	89	8	11.861	14.395	31.100	28.281	1:25.637	209
2	11.703	14.307	30.554	28.099	1:24.663	219	9	11.869	14.460	31.181	28.084	1:25.594	210
3	11.696	14.205	30.362	27.698	1:23.961	218	10	11.906	14.393	31.230	28.206	1:25.735	210
4	11.697	14.124	30.417	27.595	1:23.833	218	11	11.884	14.437	31.044	28.245	1:25.610	209
5	11.573	14.115	30.277	27.636	1:23.601	218	12	11.924	14.425	31.151	28.272	1:25.772	210
6	11.672	14.003	30.466	28.082	1:24.223	219	13	11.841	14.548	31.175	28.459	1:26.023	209
7	11.763	14.172	30.452	27.878	1:24.265	216							
8	11.724	14.192	30.420	27.613	1:23.949	216	52 Ryan TAYLOR (VIC) (11th)						
9	11.719	14.109	30.571	27.688	1:24.087	217	1	17.205	15.048	31.848	28.433	1:32.534	96

Scott Laing
 Chief Time Keeper - Scott Laing

Tom Williams
 Clerk of Course - Tom Williams





ASBK.COM.AU f t i y

Round 6 : Winton Motor Raceway : September 7 - 9

KAWASAKI AUSTRALIAN SUPERSPORT CHAMPIONSHIP

Race 2

Date: 09/09/18
 Event: R11
 Weather: Partly cloudy - Temp: 15.1C
 Track: Dry - Temp: 24.2C

Started at: 13:21:21
 Laps: 13
 Starters: 14
 Printed at: 13:46

PROVISIONAL SPLIT TIMES

Lap	Split 1	Split 2	Split 3	Split 4	Lap Time	Spd	Lap	Split 1	Split 2	Split 3	Split 4	Lap Time	Spd
2	12.254	14.575	31.557	28.355	1:26.741	216	2	11.974	14.732	31.616	28.309	1:26.631	220
3	12.002	14.714	31.683	28.115	1:26.514	214	3	12.002	14.603	31.654	28.181	1:26.440	218
4	11.954	14.608	31.394	28.782	1:26.738	214	4	11.914	14.650	31.670	28.258	1:26.492	219
5	11.853	14.655	31.725	28.162	1:26.395	215	5	11.877	14.564	31.601	28.269	1:26.311	219
6	12.135	14.516	31.380	28.210	1:26.241	216	6	11.843	14.573	31.572	28.308	1:26.296	219
7	11.849	14.617	31.439	28.443	1:26.348	214	7	11.917	14.599	31.608	28.150	1:26.274	220
8	11.833	14.456	31.519	27.939	1:25.747	213	8	11.870	14.670	31.691	28.195	1:26.426	219
9	11.923	14.462	31.682	28.232	1:26.299	216	9	11.844	14.616	31.618	28.198	1:26.276	220
10	11.821	14.552	31.595	28.372	1:26.340	215	10	11.970	14.616	31.865	28.339	1:26.790	218
11	11.870	14.536	31.768	28.044	1:26.218	213	11	11.908	14.605	31.767	28.187	1:26.467	219
12	11.821	14.436	31.287	28.231	1:25.775	213	12	11.981	14.700	31.888	28.191	1:26.760	217
13	11.997	14.729	32.244	28.708	1:27.678	212	13	11.853	14.560	31.561	28.547	1:26.521	217

61 Rhys BELLING (VIC) (7th)

851 Ty LYNCH (SA) (13th)

1	17.734	14.896	31.705	28.612	1:32.947	106
2	11.973	14.659	31.585	28.511	1:26.728	213
3	11.925	14.624	31.659	28.261	1:26.469	211
4	11.904	14.643	31.296	28.362	1:26.205	213
5	11.777	14.621	31.089	28.288	1:25.775	212
6	11.894	14.561	30.950	28.501	1:25.906	210
7	11.958	14.436	31.069	28.379	1:25.842	209
8	11.909	14.528	30.733	28.362	1:25.532	209
9	11.828	14.479	30.692	28.140	1:25.139	210
10	11.891	14.388	30.885	28.057	1:25.221	210
11	11.697	14.373	30.803	28.184	1:25.057	211
12	11.771	14.352	30.810	28.153	1:25.086	209
13	11.903	14.700	31.162	28.438	1:26.203	209

1	18.252	15.550	32.012	28.565	1:34.379	110
2	12.039	14.629	31.878	28.514	1:27.060	215
3	11.997	14.663	31.475	28.292	1:26.427	213
4	12.043	14.617	31.343	28.331	1:26.334	214
5	11.871	14.491	31.407	28.514	1:26.283	214
6	11.934	14.609	31.313	28.211	1:26.067	213
7	12.011	14.541	31.615	28.488	1:26.655	215
8	11.896	14.598	31.429	28.168	1:26.091	215
9	11.874	14.551	31.675	28.491	1:26.591	216
10	11.980	14.566	31.518	28.534	1:26.598	214
11	11.918	14.651	31.572	28.273	1:26.414	215
12	12.006	14.655	31.752	28.630	1:27.043	214
13	12.006	14.682	31.235	29.530	1:27.453	213

86 Dallas SKEER (SA) (12th)

1	18.174	15.369	31.931	28.666	1:34.140	116
---	--------	--------	--------	--------	----------	-----

The results are provisional until the end of the time limit for protests and appeals.

Chief Time Keeper - Scott Laing

Clerk of Course - Tom Williams



www.computime.com.au
 COMPUTIME RACE TIMING SYSTEMS PTY LTD





ASBK.COM.AU f t i y

Round 6 : Winton Motor Raceway : September 7 - 9

KAWASAKI AUSTRALIAN SUPERSPORT CHAMPIONSHIP

Race 2

Date: 09/09/18
 Event: R11
 Weather: Partly cloudy - Temp: 15.1C
 Track: Dry - Temp: 24.2C

Started at: 13:21:21
 Laps: 13
 Starters: 14
 Printed at: 13:46

PROVISIONAL FASTEST LAPS SEQUENCE

Lap	Race Pos	No	Name	Machine	Fastest Lap	On Lap
1	1	7	Tom TOPARIS (NSW)	Kawasaki ZX6R	1:29.377	1
2	1	23	Cru HALLIDAY (NSW)	Yamaha YZF-R6	1:24.364	2
3	1	23	Cru HALLIDAY (NSW)	Yamaha YZF-R6	1:23.993	3
3	3	41	Max CROKER (NSW)	Suzuki GSX-R	1:23.961	3
4	1	23	Cru HALLIDAY (NSW)	Yamaha YZF-R6	1:23.738	4
4	2	7	Tom TOPARIS (NSW)	Kawasaki ZX6R	1:23.727	4
5	1	23	Cru HALLIDAY (NSW)	Yamaha YZF-R6	1:23.535	5
6	1	23	Cru HALLIDAY (NSW)	Yamaha YZF-R6	1:23.443	6
6	2	7	Tom TOPARIS (NSW)	Kawasaki ZX6R	1:23.345	6

The results are provisional until the end of the time limit for protests and appeals.

Chief Time Keeper - Scott Laing

Clerk of Course - Tom Williams



www.computime.com.au
 COMPUTIME RACE TIMING SYSTEMS PTY LTD



Round 6 : Winton Motor Raceway : September 7 - 9

KAWASAKI AUSTRALIAN SUPERSPORT CHAMPIONSHIP

Race 2


Date: 09/09/18
 Event: R11
 Weather: Partly cloudy - Temp: 15.1C
 Track: Dry - Temp: 24.2C

Started at: 13:21:21
 Laps: 13
 Starters: 14
 Printed at: 13:46

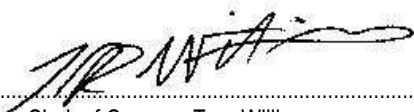
PROVISIONAL LAP SHEET

No	Lap Time	Gap	No	Lap Time	Gap	No	Lap Time	Gap	No	Lap Time	Gap	No	Lap Time	Gap
Lap 1			39	1:26.439	8.460	47	1:25.781	10.071	41	1:24.087	2.491	23	1:24.188	
7	1:29.377		22	1:26.499	8.602	61	1:25.906	15.446	27	1:23.945	3.354	7	1:23.983	1.607
23	1:29.511	.134	86	1:26.440	9.343	42	1:26.106	16.230	20	1:24.005	3.631	41	1:24.064	4.222
41	1:29.739	.362	851	1:26.427	9.998	52	1:26.241	16.579	12	1:24.243	6.436	27	1:24.097	5.051
27	1:30.488	1.111	Lap 4			22	1:26.458	16.644	47	1:25.594	16.004	12	1:24.078	7.674
20	1:30.815	1.438	23	1:23.738		39	1:26.538	17.034	61	1:25.139	20.713	47	1:25.772	21.931
12	1:30.939	1.562	7	1:23.727	.294	86	1:26.296	17.726	42	1:25.549	21.785	61	1:25.086	24.887
47	1:31.530	2.153	41	1:23.833	.590	851	1:26.067	17.966	39	1:25.030	22.285	39	1:25.342	27.164
42	1:32.471	3.094	27	1:24.080	1.881	Lap 7			22	1:25.462	23.323	22	1:24.927	27.321
52	1:32.534	3.157	20	1:24.203	2.245	23	1:23.653		52	1:26.299	23.727	42	1:25.877	28.751
61	1:32.947	3.570	12	1:24.716	3.736	7	1:24.024	.782	86	1:26.276	25.456	52	1:25.775	30.870
39	1:33.389	4.012	47	1:25.330	5.582	41	1:24.265	2.048	851	1:26.591	26.057	86	1:26.760	34.283
22	1:33.523	4.146	42	1:26.425	10.414	27	1:23.901	2.977	Lap 10			851	1:27.043	34.922
86	1:34.140	4.763	61	1:26.205	10.743	20	1:23.767	3.282	23	1:23.520		Lap 13		
851	1:34.379	5.002	52	1:26.738	10.921	12	1:23.946	5.809	7	1:23.899	1.343	23	1:25.043	
Lap 2			22	1:26.242	11.106	47	1:25.948	12.366	41	1:24.378	3.349	7	1:24.639	1.203
23	1:24.364		39	1:26.652	11.374	61	1:25.842	17.635	27	1:24.667	4.501	41	1:23.670	2.849
7	1:24.734	.236	86	1:26.492	12.097	42	1:25.738	18.315	12	1:24.123	7.039	27	1:24.429	4.437
41	1:24.663	.527	851	1:26.334	12.594	52	1:26.348	19.274	47	1:25.735	18.219	12	1:25.606	8.237
27	1:24.516	1.129	Lap 5			39	1:26.201	19.582	61	1:25.221	22.414	47	1:26.023	22.911
20	1:24.463	1.403	23	1:23.535		22	1:26.671	19.662	39	1:25.530	24.295	61	1:26.203	26.047
12	1:25.003	2.067	7	1:23.750	.509	86	1:26.274	20.347	42	1:26.244	24.509	39	1:25.889	28.010
47	1:25.170	2.825	41	1:23.601	.656	851	1:26.655	20.968	22	1:25.134	24.937	22	1:25.784	28.062
42	1:26.569	5.165	27	1:24.105	2.451	Lap 8			52	1:26.340	26.547	42	1:26.048	29.756
52	1:26.741	5.400	20	1:23.992	2.702	23	1:23.717		86	1:26.790	28.726	52	1:27.678	33.505
61	1:26.728	5.800	12	1:24.644	4.845	7	1:24.210	1.275	851	1:26.598	29.135	86	1:26.521	35.761
39	1:26.500	6.014	47	1:25.686	7.733	41	1:23.949	2.280	Lap 11			851	1:27.453	37.332
22	1:26.448	6.096	61	1:25.775	12.983	27	1:24.025	3.285	23	1:23.482		Lap 12		
86	1:26.631	6.896	42	1:26.688	13.567	20	1:23.937	3.502	7	1:23.951	1.812	Lap 12		
851	1:27.060	7.564	22	1:26.058	13.629	12	1:23.977	6.069	41	1:24.479	4.346	Lap 12		
Lap 3			52	1:26.395	13.781	47	1:25.637	14.286	27	1:24.123	5.142	Lap 12		
23	1:23.993		39	1:26.100	13.939	61	1:25.532	19.450	12	1:24.227	7.784	Lap 12		
7	1:24.062	.305	86	1:26.311	14.873	42	1:25.514	20.112	47	1:25.610	20.347	Lap 12		
41	1:23.961	.495	851	1:26.283	15.342	39	1:25.266	21.131	61	1:25.057	23.989	Lap 12		
27	1:24.403	1.539	Lap 6			52	1:25.747	21.304	39	1:25.197	26.010	Lap 12		
20	1:24.370	1.780	23	1:23.443		22	1:25.792	21.737	22	1:25.127	26.582	Lap 12		
12	1:24.684	2.758	7	1:23.345	.411	86	1:26.426	23.056	42	1:26.035	27.062	Lap 12		
47	1:25.158	3.990	41	1:24.223	1.436	851	1:26.091	23.342	52	1:26.218	29.283	Lap 12		
42	1:26.555	7.727	27	1:23.721	2.729	Lap 9			86	1:26.467	31.711	Lap 12		
52	1:26.514	7.921	20	1:23.909	3.168	23	1:23.876		851	1:26.414	32.067	Lap 12		
61	1:26.469	8.276	12	1:24.114	5.516	7	1:23.565	.964	Lap 12					

The results are provisional until the end of the time limit for protests and appeals.



Chief Time Keeper - Scott Laing



Clerk of Course - Tom Williams





ASBK.COM.AU f t i y

Round 6 : Winton Motor Raceway : September 7 - 9

KAWASAKI AUSTRALIAN SUPERSPORT CHAMPIONSHIP

Race 2

Date: 09/09/18
 Event: R11
 Weather: Partly cloudy - Temp: 15.1C
 Track: Dry - Temp: 24.2C

Started at: 13:21:21
 Laps: 13
 Starters: 14
 Printed at: 13:46

PROVISIONAL LAP CHART

Grid	1	2	3	4	5	6	7	8	9	10	11	12	13
23	7	23	23	23	23	23	23	23	23	23	23	23	23
7	23	7	7	7	7	7	7	7	7	7	7	7	7
27	41	41	41	41	41	41	41	41	41	41	41	41	41
20	27	27	27	27	27	27	27	27	27	27	27	27	27
12	20	20	20	20	20	20	20	20	20	12	12	12	12
41	12	12	12	12	12	12	12	12	12	47	47	47	47
22	47	47	47	47	47	47	47	47	47	61	61	61	61
47	42	42	42	42	61	61	61	61	61	39	39	39	39
52	52	52	52	61	42	42	42	42	42	42	22	22	22
39	61	61	61	52	22	52	52	39	39	22	42	42	42
83	39	39	39	22	52	22	39	52	22	52	52	52	52
42	22	22	22	39	39	39	22	22	52	86	86	86	86
61	86	86	86	86	86	86	86	86	86	851	851	851	851
851	851	851	851	851	851	851	851	851	851				
86													
74													

The results are provisional until the end of the time limit for protests and appeals.

Chief Time Keeper - Scott Laing

Clerk of Course - Tom Williams



www.computime.com.au
 COMPUTIME RACE TIMING SYSTEMS PTY LTD





ASBK.COM.AU f t i y

Round 6 : Winton Motor Raceway : September 7 - 9

KAWASAKI AUSTRALIAN SUPERSPORT CHAMPIONSHIP

PROVISIONAL ROUND POINTS

KAWASAKI AUSTRALIAN SUPERSPORT CHAMPIONSHIP

Pos	No	Name	Machine	Rnd 6 Pole	Rnd 6 Race 1	Rnd 6 Race 2	Total
1	23	Cru HALLIDAY	Yamaha	1	20	25	46
2	41	Max CROKER	Suzuki		25	18	43
3	7	Tom TOPARIS	Kawasaki		15	20	35
4	27	Nic LIMINTON	Yamaha		18	17	35
5	12	Broc PEARSON	Yamaha		16	16	32
6	47	Giuseppe SCARCELLA	Kawasaki		13	15	28
7	39	Scott NICHOLSON	Suzuki		14	13	27
8	42	Jack PASSFIELD	Yamaha		12	11	23
9	86	Dallas SKEER	Suzuki		10	9	19
10	851	Ty LYNCH	Yamaha		11	8	19
11	20	Damon REES	Honda		17		17
12	61	Rhys BELLING	Yamaha			14	14
13	22	Zac JOHNSON	Yamaha			12	12
14	52	Ryan TAYLOR	Yamaha			10	10
15	74	Campbell RUSSELL	Yamaha		9		9

Chief Time Keeper - Scott Laing

Clerk of Course - Tom Williams



www.computime.com.au
COMPUTIME RACE TIMING SYSTEMS PTY LTD





ASBK.COM.AU f t i y

Round 6 : Winton Motor Raceway : September 7 - 9

KAWASAKI AUSTRALIAN SUPERSPORT CHAMPIONSHIP PROVISIONAL PROGRESSIVE SERIES POINTS

KAWASAKI AUSTRALIAN SUPERSPORT CHAMPIONSHIP

Pos	No	Name	Machine	Rnd 1 WSBK	Rnd 2 W/fld	Rnd 3 Bend	Rnd 4 NT-HV	Rnd 5 MP	Rnd 6 Pole	Rnd 6 Race 1	Rnd 6 Race 2	Total
1	23	Cru HALLIDAY	Yamaha	60	51	76	51	51	1	20	25	335
2	7	Tom TOPARIS	Kawasaki	75	40	60	38	35		15	20	283
3	41	Max CROKER	Suzuki	18	33	52	38	29		25	18	213
4	20	Damon REES	Honda	44	27	38	34	35		17		195
5	22	Zac JOHNSON	Yamaha	42	14	49	32	27			12	176
6	12	Broc PEARSON	Yamaha	50	35	18		30		16	16	165
7	61	Rhys BELLING	Yamaha	38	16	34	25	20			14	147
8	47	Giuseppe SCARCELLA	Kawasaki	31	31	40	15			13	15	145
9	86	Dallas SKEER	Suzuki	29	17	36	25	14		10	9	140
10	39	Scott NICHOLSON	Suzuki	31	24	21	14	20		14	13	137
11	27	Nic LIMINTON	Yamaha	36	24					18	17	95
12	851	Ty LYNCH	Yamaha			35	25	16		11	8	95
13	42	Jack PASSFIELD	Yamaha	16	20	18				12	11	77
14	96	Luke MITCHELL	Yamaha	25	14	24						63
15	52	Ryan TAYLOR	Yamaha	15		26					10	51
16	83	Lachlan EPIS	Kawasaki		18			33				51
17	14	Matt BARTON	Yamaha	24	9	11						44
18	46	Aidan HAYES	Kawasaki	32	7							39
19	50	Callum SPRIGGS	Yamaha					36				36
20	84	Thomas BRYDEN	Yamaha	18		16						34
21	31	John HUNT	Suzuki			32						32
22	49	Brendan CLARKE	Kawasaki	28								28
23	82	Chris QUINN	Yamaha					23				23
24	17	Brian HOUGHTON	Honda					22				22
25	14	Graeme SMITH	Kawasaki				21					21
26	44	Lachlan HILL	Kawasaki			19						19
27	81	Cambridge OLIVIER	Yamaha		18							18
28	99	Mick HEFFERAN	Kawasaki				15					15
29	45	Jordan CARLSSON	Yamaha		14							14
30	371	Scott CHAPMAN	Kawasaki	10								10
31	74	Campbell RUSSELL	Yamaha							9		9
32	49	Stephanie REDMAN	Yamaha					6				6
33	25	Steve HASLAM	Yamaha	3								3

Scott Laing

Chief Time Keeper - Scott Laing

Tom Williams

Clerk of Course - Tom Williams



www.computime.com.au
COMPUTIME RACE TIMING SYSTEMS PTY LTD

